

European Championship 5 Pins - Qualification Groups

Group	Match players	S1_+ve	S1_-ve	S2_+ve	S2_-ve	S3_+ve	S3_-ve	S4_+ve	S4_-ve	S5_+ve	S5_-ve	T_+ve	T_-ve	Average	Set Points	MP	
A	Daniel LOPEZ	50	46	39	50	50	23	30	50	50	30	219	199	1.100	3.000	1	
	Sven PETZKE	46	50	50	39	23	50	50	30	30	50	199	219	0.908	2.000	0	
	Sven PETZKE	50	49	50	12	50	25					150	86	1.744	5.000	1	
	Laszlo KURTA	49	50	12	50	25	50					86	150	0.573	0.000	0	
	Daniel LOPEZ	50	28	45	50	38	50	50	31	50	50	35	233	194	1.201	3.000	1
	Laszlo KURTA	28	50	50	45	50	38	31	50	35	50	50	194	233	0.832	2.000	0

Players	Nat	T_+Ve	T_-Ve	MP	Average	Set Points	DI	Place
Daniel LOPEZ	IT	452	393	2	1.150	6		1
Sven PETZKE	DE	349	305	1	1.144	7		2
Laszlo KURTA	HU	280	383	0	0.731	2		3



Group	Match players	S1_+ve	S1_-ve	S2_+ve	S2_-ve	S3_+ve	S3_-ve	S4_+ve	S4_-ve	S5_+ve	S5_-ve	T_+ve	T_-ve	Average	Set Points	MP
B	Gerd KUNZ	50	38	22	50	50	29	47	50	50	15	219	182	1.203	3.000	1
	Matteo GUALEMI	38	50	50	22	29	50	50	47	15	50	182	219	0.831	2.000	0
	Matteo GUALEMI	50	15	50	46	50	45					150	106	1.415	5.000	1
	Thomas SCHRÖDER	15	50	46	50	45	50					106	150	0.706	0.000	0
	Gerd KUNZ	50	19	50	30	50	35					150	84	1.785	5.000	1
	Thomas SCHRÖDER	19	50	30	50	35	50					84	150	0.560	0.000	0

Players	Nat	T-Played Points	T-Possible Points	MP	Average	Set Points	DI	Place
Gerd KUNZ	DE	369	266	2	1.387	8		1
Matteo GUALEMI	IT	332	325	1	1.021	7		2
Thomas SCHRÖDER	DK	190	300	0	0.633	0		3






Group	Match players	S1_+ve	S1_-ve	S2_+ve	S2_-ve	S3_+ve	S3_-ve	S4_+ve	S4_-ve	S5_+ve	S5_-ve	T_+ve	T_-ve	Average	Set Points	MP
C	Mathieu HINGANT	50	22	50	16	50	30					150	68	2.205	5.000	1
	Ernst-Jan DRIESSEN Jr.	22	50	16	50	30	50					68	150	0.453	0.000	0
	Ernst-Jan DRIESSEN Jr.	34	50	21	50	13	50					68	150	0.453	0.000	0
	Giuseppe CONSAGNO	50	34	50	21	50	13					150	68	2.205	5.000	1
	Mathieu HINGANT	47	50	44	50	50	46	27	50			168	196	0.857	1.000	0
	Giuseppe CONSAGNO	50	47	50	44	46	50	50	27			196	168	1.166	4.000	1

Players	Nat	T-Played Points	T-Possible Points	MP	Average	Set Points	DI	Place
Mathieu HINGANT	FR	318	264	1	1.204	6		2
Ernst-Jan DRIESSEN Jr.	NL	136	300	0	0.453	0		3
Giuseppe CONSAGNO	IT	346	236	2	1.466	9		1



Group	Match players	S1_+ve	S1_-ve	S2_+ve	S2_-ve	S3_+ve	S3_-ve	S4_+ve	S4_-ve	S5_+ve	S5_-ve	T_+ve	T_-ve	Average	Set Points	MP
D	Christian SÖNDERBY	19	50	32	50	50	43	50	30	50	44	201	217	0.926	3.000	1
	Michaël CARREAUX	50	19	50	32	43	50	30	50	44	50	217	201	1.079	2.000	0
	Michaël CARREAUX	50	15	50	29	50	45					150	89	1.685	5.000	1
	Pasquale DONNARUMMA	15	50	29	50	45	50					89	150	0.593	0.000	0
	Christian SÖNDERBY	21	50	43	50	50	23	50	41	50	33	214	197	1.086	3.000	1
	Pasquale DONNARUMMA	50	21	50	43	23	50	41	50	33	50	197	214	0.920	2.000	0
Players	Nat	T-Played Points	T-Possible Points	MP	Average	Set Points	DI	Place								
Christian SÖNDERBY	DK	415	414	2	1.002	6		1								
Michaël CARREAUX	FR	367	290	1	1.265	7		2								
Pasquale DONNARUMMA	CH	286	364	0	0.785	2		3								
Group	Match players	S1_+ve	S1_-ve	S2_+ve	S2_-ve	S3_+ve	S3_-ve	S4_+ve	S4_-ve	S5_+ve	S5_-ve	T_+ve	T_-ve	Average	Set Points	MP
E	Riccardo CICCARDI	26	50	37	50	50	49	40	50			153	199	0.768	1.000	0
	Alexandre GUILLEMANT	50	26	50	37	49	50	50	40			199	153	1.300	4.000	1
	Alexandre GUILLEMANT	50	6	34	50	50	38	50	34			184	128	1.437	4.000	1
	Christian BEY	6	50	50	34	38	50	34	50			128	184	0.695	1.000	0
	Riccardo CICCARDI	50	43	44	50	37	50	49	50			180	193	0.932	1.000	0
	Christian BEY	43	50	50	44	50	37	50	49			193	180	1.072	4.000	1
Players	Nat	T-Played Points	T-Possible Points	MP	Average	Set Points	DI	Place								
Riccardo CICCARDI	CH	333	392	0	0.849	2		3								
Alexandre GUILLEMANT	FR	383	281	2	1.362	8		1								
Christian BEY	DE	321	364	1	0.881	5		2								
Group	Match players	S1_+ve	S1_-ve	S2_+ve	S2_-ve	S3_+ve	S3_-ve	S4_+ve	S4_-ve	S5_+ve	S5_-ve	T_+ve	T_-ve	Average	Set Points	MP
F	Giovanni SUSCA	31	50	50	49	29	50	50	49	18	50	178	248	0.717	2.000	0
	Erling SJÖRUP	50	31	49	50	50	29	49	50	50	18	248	178	1.393	3.000	1
	Erling SJÖRUP	50	34	12	50	42	50	41	50			145	184	0.788	1.000	0
	Thomas HÄHNE	34	50	50	12	50	42	50	41			184	145	1.268	4.000	1
	Giovanni SUSCA	18	50	18	50	35	50					71	150	0.473	0.000	0
	Thomas HÄHNE	50	18	50	18	50	35					150	71	2.112	5.000	1
Players	Nat	T-Played Points	T-Possible Points	MP	Average	Set Points	DI	Place								
Giovanni SUSCA	LU	249	398	0	0.625	2		3								
Erling SJÖRUP	DK	393	362	1	1.085	4		2								
Thomas HÄHNE	DE	334	216	2	1.546	9		1								



Group	Match players	S1_+ve	S1_-ve	S2_+ve	S2_-ve	S3_+ve	S3_-ve	S4_+ve	S4_-ve	S5_+ve	S5_-ve	T_+ve	T_-ve	Average	Set Points	MP
G	Italo GIARDI	16	50	50	42	17	50	12	50			95	192	0.494	1.000	0
	David MARTINELLI	50	16	42	50	50	17	50	12			192	95	2.021	4.000	1
	David MARTINELLI	26	50	50	48	50	32	50	20			176	150	1.173	4.000	1
	Angelo COSSU	50	26	48	50	32	50	20	50			150	176	0.852	1.000	0
	Italo GIARDI	50	40	28	50	27	50	22	50			127	190	0.668	1.000	0
	Angelo COSSU	40	50	50	28	50	27	50	22			190	127	1.496	4.000	1
Players	Nat	T-Played Points	T-Possible Points	MP	Average	Set Points	DI	Place								
Italo GIARDI	SM	222	382	0	0.581	2		3								
David MARTINELLI	IT	368	245	2	1.502	8		1								
Angelo COSSU	CH	340	303	1	1.122	5		2								
Group	Match players	S1_+ve	S1_-ve	S2_+ve	S2_-ve	S3_+ve	S3_-ve	S4_+ve	S4_-ve	S5_+ve	S5_-ve	T_+ve	T_-ve	Average	Set Points	MP
H	Henk CASTELEYN	50	44	50	46	18	50	50	11			168	151	1.112	4.000	1
	Walter GASPERONI	44	50	46	50	50	18	11	50			151	168	0.898	1.000	0
	Walter GASPERONI	46	50	44	50	36	50					126	150	0.840	0.000	0
	Sandro GIACHETTI	50	46	50	44	50	36					150	126	1.190	5.000	1
	Henk CASTELEYN	46	50	38	50	32	50					116	150	0.773	0.000	0
	Sandro GIACHETTI	50	46	50	38	50	32					150	116	1.293	5.000	1
Players	Nat	T-Played Points	T-Possible Points	MP	Average	Set Points	DI	Place								
Henk CASTELEYN	BE	284	301	1	0.943	4		2								
Walter GASPERONI	SM	277	318	0	0.871	1		3								
Sandro GIACHETTI	IT	300	242	2	1.239	10		1								
Group	Match players	S1_+ve	S1_-ve	S2_+ve	S2_-ve	S3_+ve	S3_-ve	S4_+ve	S4_-ve	S5_+ve	S5_-ve	T_+ve	T_-ve	Average	Set Points	MP
I	Ernst DRIESSEN Sr.	25	50	35	50	33	50					93	150	0.620	0.000	0
	Alexander REH	50	25	50	35	50	33					150	93	1.612	5.000	1
	Alexander REH	50	41	50	33	50	40					150	114	1.315	5.000	1
	Jan MORTENSEN	41	50	33	50	40	50					114	150	0.760	0.000	0
	Ernst DRIESSEN Sr.	28	50	50	38	27	50	41	50			146	188	0.776	1.000	0
	Jan MORTENSEN	50	28	38	50	50	27	50	41			188	146	1.287	4.000	1
Players	Nat	T-Played Points	T-Possible Points	MP	Average	Set Points	DI	Place								
Ernst DRIESSEN Sr.	NL	239	338	0	0.707	1		3								
Alexander REH	DE	300	207	2	1.449	10		1								
Jan MORTENSEN	DK	302	296	1	1.020	4		2								



Group	Match players	S1_+ve	S1_-ve	S2_+ve	S2_-ve	S3_+ve	S3_-ve	S4_+ve	S4_-ve	S5_+ve	S5_-ve	T_+ve	T_-ve	Average	Set Points	MP
J	Laszlo SIMCSIK	38	50	37	50	50	20	40	50			165	170	0.970	1.000	0
	Gérard GOEDERT	50	38	50	37	20	50	50	40			170	165	1.030	4.000	1
	Gérard GOEDERT	8	50	3	50	20	50					31	150	0.206	0.000	0
	Franco ROCCO	50	8	50	3	50	20					150	31	4.838	5.000	1
	Laszlo SIMCSIK	27	50	50	22	32	50	23	50			132	172	0.767	1.000	0
	Franco ROCCO	50	27	22	50	50	32	50	23			172	132	1.303	4.000	1
Players	Nat	T-Played Points	T-Possible Points	MP	Average	Set Points	DI	Place								
Laszlo SIMCSIK	HU	297	342	0	0.868	2		3								
Gérard GOEDERT	LU	201	315	1	0.638	4		2								
Franco ROCCO	CH	322	163	2	1.975	9		1								
Group	Match players	S1_+ve	S1_-ve	S2_+ve	S2_-ve	S3_+ve	S3_-ve	S4_+ve	S4_-ve	S5_+ve	S5_-ve	T_+ve	T_-ve	Average	Set Points	MP
K	Natalino SCORZA	50	33	32	50	50	32	28	50	50	15	210	180	1.166	3.000	1
	Toni ROSENBERG	33	50	50	32	32	50	50	28	15	50	180	210	0.857	2.000	0
	Toni ROSENBERG	50	23	5	50	50	22	14	50	50	34	169	179	0.944	3.000	1
	Thibault RACARI	23	50	50	5	22	50	50	14	34	50	179	169	1.059	2.000	0
	Natalino SCORZA	50	36	25	50	50	46	50	14			175	146	1.198	4.000	1
	Thibault RACARI	36	50	50	25	46	50	14	50			146	175	0.834	1.000	0
Players	Nat	T-Played Points	T-Possible Points	MP	Average	Set Points	DI	Place								
Natalino SCORZA	IT	385	326	2	1.180	7		1								
Toni ROSENBERG	DE	349	389	1	0.897	5		2								
Thibault RACARI	FR	325	344	0	0.944	3		3								
Group	Match players	S1_+ve	S1_-ve	S2_+ve	S2_-ve	S3_+ve	S3_-ve	S4_+ve	S4_-ve	S5_+ve	S5_-ve	T_+ve	T_-ve	Average	Set Points	MP
L	Orazio AIME	50	39	30	50	50	33	50	36			180	158	1.139	4.000	1
	Maurizio GOBBI	39	50	50	30	33	50	36	50			158	180	0.877	1.000	0
	Maurizio GOBBI	47	50	50	48	41	50	45	50			183	198	0.924	1.000	0
	Kim HENRIKSEN	50	47	48	50	50	41	50	45			198	183	1.081	4.000	1
	Orazio AIME	36	50	23	50	50	13	50	39	38	50	197	202	0.975	2.000	0
	Kim HENRIKSEN	50	36	50	23	13	50	39	50	50	38	202	197	1.025	3.000	1
Players	Nat	T-Played Points	T-Possible Points	MP	Average	Set Points	DI	Place								
Orazio AIME	CH	377	360	1	1.047	6		2								
Maurizio GOBBI	SM	341	378	0	0.902	2		3								
Kim HENRIKSEN	DK	400	380	2	1.052	7		1								

Group	Match players	S1_+ve	S1_-ve	S2_+ve	S2_-ve	S3_+ve	S3_-ve	S4_+ve	S4_-ve	S5_+ve	S5_-ve	T_+ve	T_-ve	Average	Set Points	MP
M	Lars NIELSEN	36	50	43	50	50	16	35	50			164	166	0.987	1.000	0
	Martin SPOORMANS	50	36	50	43	16	50	50	35			166	164	1.012	4.000	1
	Martin SPOORMANS	0	50	50	48	50	23	10	50	50	46	160	217	0.737	3.000	1
	Christopher SCHOCK	50	0	48	50	23	50	50	10	46	50	217	160	1.356	2.000	0
	Lars NIELSEN	48	50	50	39	50	20	30	50	50	9	228	168	1.357	3.000	1
	Christopher SCHOCK	50	48	39	50	20	50	50	30	9	50	168	228	0.736	2.000	0

Players	Nat	T-Played Points	T-Possible Points	MP	Average	Set Points	DI	Place
Lars NIELSEN	DK	392	334	1	1.173	4		2
Martin SPOORMANS	BE	326	381	2	0.855	7		1
Christopher SCHOCK	DE	385	388	0	0.992	4		3



Group	Match players	S1_+ve	S1_-ve	S2_+ve	S2_-ve	S3_+ve	S3_-ve	S4_+ve	S4_-ve	S5_+ve	S5_-ve	T_+ve	T_-ve	Average	Set Points	MP
N	Riccardo BARBINI	50	37	50	24	50	23					150	84	1.785	5.000	1
	Torben MATTHIESEN	37	50	24	50	23	50					84	150	0.560	0.000	0
	Torben MATTHIESEN	44	50	50	36	47	50	33	50			174	186	0.935	1.000	0
	Peter DEBAES	50	44	36	50	50	47	50	33			186	174	1.068	4.000	1
	Riccardo BARBINI	50	17	50	43	50	25					150	85	1.764	5.000	1
	Peter DEBAES	17	50	43	50	25	50					85	150	0.566	0.000	0

Players	Nat	T-Played Points	T-Possible Points	MP	Average	Set Points	DI	Place
Riccardo BARBINI	IT	300	169	2	1.775	10		1
Torben MATTHIESEN	DK	258	336	0	0.767	1		3
Peter DEBAES	BE	271	324	1	0.836	4		2

