









European Championship Nat. Teams 3-Cushion Groups

Group	Ranked Teams	Nation	Match / players					T-car	T-Inn	Av	GP			HR
		LUXEMBOURG	Hamm Ramon					30	44	0,681	2			6
A	Team_1: BELGIUM A	FINLAND	HANNULA Toni					26	44	0,590	0			4
	Team_2: LUXEMBOURG	LUXEMBOURG	TEMPELERS Bryan					30	33	0,909	2			6
	Team_3: FINLAND	FINLAND	HÄMÄLÄINEN Eero					16	33	0,484	0			4
		Game 1		2	4	60		77		0,779				
		Game 2		0	0	42		77		0,545				
Nation	Players			 				30	27	1,111	2			6
BELGIUM A	FORTHOMME Roland	BELGIUM A	FORTHOMME Roland					13	27	0,481	0			4
LUXEMBOURG	HAMM Ramon	FINLAND	HANNULA Toni					30	27	1,111	2			7
LUXEMBOURG	TEMPELERS Bryan	BELGIUM A	LEPPENS Eddy					11	27	0,407	0			2
FINLAND	HANNULA Toni	FINLAND	HÄMÄLÄINEN Eero	Game 2		2	4	60		54		1,111		
		Game 3		0	0	24		54		0,444				
		BELGIUM A	FORTHOMME Roland					30	24	1,250	2			5
		LUXEMBOURG	HAMM Ramon					11	24	0,458	0			3
		BELGIUM A	LEPPENS Eddy					30	20	1,500	2			6
		LUXEMBOURG	TEMPELERS Bryan					4	20	0,200	0			3
		Game 3		2	4	60		44		1,363				
		Game 3		0	0	15		44		0,340				
Teams / Ranking				T-Car	T-Inn	Gen. Av	Total MP	DRW	HR	Place				
				120	98	1,224	4		7	1				
				75	121	0,619	2		6	2				
				66	131	0,503	0		4	3				







European Championship Nat. Teams 3-Cushion Groups

Group	Ranked Teams	Nat	Match players					T-car	T-Inn	Av	GP	Ba-Sets	HR
B	Team_1: TURKEY A	CZECH REPUBLIC A	HUDAK Jan					30	32	0,937	2		5
	Team_2: CZECH REPUBLIC A	FRANCE B	SOUMAGNE Pierre					27	31	0,870	0		3
	Team_3: FRANCE B	CZECH REPUBLIC A	HAJEK Radovan					30	31	0,967	2		6
		FRANCE B	MELNYTSCHENKO Cédric					27	31	0,870	0		4
Nation	Players			Game 4	Matchpoints	Gamepoints			Points	Innings	Average		
TURKEY A	TASDEMIR Tayfun	CZECH REPUBLIC A		2	4			60	63	0,952			
	COKLU Murat Naci	FRANCE B		0	0			54	62	0,870			
	HUDAK Jan	TURKEY A	TASDEMIR Tayfun					30	21	1,428	2		6
CZECH REPUBLIC A	HAJEK Radovan	FRANCE B	SOUMAGNE Pierre					14	20	0,700	0		2
	SOUMAGNE Pierre	TURKEY A	COKLU Murat Naci					8	11	0,727	0		3
	MELNYTSCHENKO Cédric	FRANCE B	MELNYTSCHENKO Cédric					30	11	2,727	2		7
				Game 5	Matchpoints	Gamepoints			Points	Innings	Average		
		TURKEY A		1	2			38	32	1,187			
		FRANCE B		1	2			44	31	1,419			
		TURKEY A	TASDEMIR Tayfun					30	11	2,727	2		9
		CZECH REPUBLIC A	HUDAK Jan					8	11	0,727	0		2
		TURKEY A	COKLU Murat Naci					30	29	1,034	2		7
		CZECH REPUBLIC A	HAJEK Radovan					15	29	0,517	0		2
				Game 6	Matchpoints	Gamepoints			Points	Innings	Average		
		TURKEY A		2	4			60	40	1,500			
		CZECH REPUBLIC A		0	0			23	40	0,575			
Teams / Ranking				T-Car	T-Inn	Gen. Av	Total MP	DRW	HR	Place			
				98	72	1,361	3		9	1			
				83	103	0,805	2		6	2			
				98	93	1,053	1		7	3			







European Championship Nat. Teams 3-Cushion Groups

Group	Ranked Teams	Nat	Match players					T-car	T-Inn	Av	GP	Ba-Sets	HR
C	Team_1: SPAIN A	ITALY	ODDO Antonio					18	22	0,818	0		3
	Team_2: GERMANY B	GERMANY B	LINDEMANN Ronny					30	22	1,363	2		7
	Team_3: ITALY	ITALY	MINGIARDI Domenico					18	23	0,782	0		5
		GERMANY B	DÖMER Markus					30	23	1,304	2		7
		Game 7		Matchpoints	Gamepoints			Points	Innings	Average			
Nation	Players			ITALY	0	0			36	45	0,800		
SPAIN A	SANCHEZ Daniel			GERMANY B	2	4			60	45	1,333		
	LEGAZPI Ruben	SPAIN A	SANCHEZ Daniel	 				30	28	1,071	2		7
ITALY	ODDO Antonio	GERMANY B	LINDEMANN Ronny					24	27	0,888	0		11
	MINGIARDI Domenico	SPAIN A	LEGAZPI Ruben					30	15	2,000	2		10
GERMANY B	LINDEMANN Ronny	GERMANY B	DÖMER Markus					15	15	1,000	0		4
	DÖMER Markus			Game 8		Matchpoints	Gamepoints			Points	Innings	Average	
				SPAIN A	2	4			60	43	1,395		
				GERMANY B	0	0			39	42	0,928		
		SPAIN A	SANCHEZ Daniel					30	22	1,363	2		5
		ITALY	ODDO Antonio					19	21	0,904	0		5
		SPAIN A	LEGAZPI Ruben					30	15	2,000	2		7
		ITALY	MINGIARDI Domenico					17	14	1,214	0		7
				Game 9		Matchpoints	Gamepoints			Points	Innings	Average	
				SPAIN A	2	4			60	37	1,621		
				ITALY	0	0			36	35	1,028		
Teams / Ranking				T-Car	T-Inn	Gen. Av	Total MP	DRW	HR	Place			
				120	80	1,500	4		10	1			
				72	80	0,900	0		7	3			
				99	87	1,137	2		11	2			







European Championship Nat. Teams 3-Cushion Groups

Group	Ranked Teams	Nat	Match players					T-car	T-Inn	Av	GP	Ba-Sets	HR
D	Team_1: BELGIUM B	EGYPT	SIDHOM Sameh					24	18	1,333	0		7
	Team_2: EGYPT	BELGIUM B	MERCCKX Eddy					30	19	1,578	2		9
	Team_3: DENMARK	EGYPT	NADY Riad					30	24	1,250	2		4
		BELGIUM B	CAUDRON Frédéric					27	23	1,173	0		4
			Game 10	Matchpoints	Gamepoints		Points	Innings	Average				
Nation	Players		EGYPT	1	2		54	42	1,285				
	DUNCH Lars		BELGIUM B	1	2		57	42	1,357				
DENMARK	BJERRING Poul	DENMARK	DUNCH Lars	 				17	16	1,062	0		7
	SIDHOM Sameh	BELGIUM B	MERCCKX Eddy					30	17	1,764	2		5
EGYPT	NADY Riad	DENMARK	BJERRING Poul					9	20	0,450	0		2
	MERCCKX Eddy	BELGIUM B	CAUDRON Frédéric					30	21	1,428	2		7
BELGIUM B	CAUDRON Frédéric												
			Game 11	Matchpoints	Gamepoints		Points	Innings	Average				
			DENMARK	0	0		26	36	0,722				
			BELGIUM B	2	4		60	38	1,578				
		DENMARK	DUNCH Lars					30	40	0,750	2		4
	EGYPT	SIDHOM Sameh	29					39	0,743	0		5	
	DENMARK	BJERRING Poul	17					25	0,680	0		4	
	EGYPT	NADY Riad	30					26	1,153	2		6	
			Game 12	Matchpoints	Gamepoints		Points	Innings	Average				
			DENMARK	1	2		47	65	0,723				
			EGYPT	1	2		59	65	0,907				
		Teams / Ranking				T-Car	T-Inn	Gen. Av	Total MP	DRW	HR	Place	
			DENMARK	73	101	0,722	1			7	3		
			EGYPT	113	107	1,056	2			7	2		
			BELGIUM B	117	80	1,462	3			9	1		



European Championship Nat. Teams 3-Cushion Groups




Group	Ranked Teams	Nat	Match players					T-car	T-Inn	Av	GP	Ba-Sets	HR
E	Team_1: GREECE	GREECE	KASIDOKOSTAS Filipos					20	17	1,176	0		4
	Team_2: TURKEY B	TURKEY B	CENET Lütfi					30	18	1,666	2		5
	Team_3: AUSTRIA	GREECE	POLYCHRONOPOULOS Nikos					30	13	2,307	2		6
		TURKEY B	ALP Ahmet					9	13	0,692	0		4
Nation	Players		Game 13	Matchpoints	Gamepoints		Points	Innings	Average				
			GREECE	1	2		50	30	1,666				
			TURKEY B	1	2		39	31	1,258				
AUSTRIA	EFLER Andreas	AUSTRIA	EFLER Andreas					11	18	0,611	0		3
	HORVATH Andreas	TURKEY B	CENET Lütfi					30	18	1,666	2		7
		AUSTRIA	HORVATH Andreas					15	15	1,000	0		4
GREECE	KASIDOKOSTAS Filipos	TURKEY B	ALP Ahmet					30	16	1,875	2		5
	POLYCHRONOPOULOS Nikos	AUSTRIA											
TURKEY B	CENET Lütfi	TURKEY B	ALP Ahmet					11	18	0,611	0		3
	ALP Ahmet							30	18	1,666	2		7
								15	15	1,000	0		4
								30	16	1,875	2		5
			Game 14	Matchpoints	Gamepoints		Points	Innings	Average				
			AUSTRIA	0	0		26	33	0,787				
			TURKEY B	2	4		60	34	1,764				
		AUSTRIA	EFLER Andreas					17	15	1,133	0		3
		GREECE	KASIDOKOSTAS Filipos					30	15	2,000	2		5
		AUSTRIA	HORVATH Andreas					13	9	1,444	0		8
		GREECE	POLYCHRONOPOULOS Nikos					30	10	3,000	2		8
			Game 15	Matchpoints	Gamepoints		Points	Innings	Average				
			AUSTRIA	0	0		30	24	1,250				
			GREECE	2	4		60	25	2,400				
Teams / Ranking				T-Car	T-Inn	Gen. Av	Total MP	DRW	HR	Place			
			AUSTRIA	56	57	0,982	0		8	3			
			GREECE	110	55	2,000	3		8	1			
			TURKEY B	99	65	1,523	3		7	2			



Confédération Européenne de Billard







European Championship Nat. Teams 3-Cushion Groups

Group	Ranked Teams	Nat	Match players					T-car	T-Inn	Av	GP	Ba-Sets	HR
F	Team_1: SPAIN B	SWEDEN	NILSSON Michael					13	13	1,000	0		2
	Team_2: GERMANY A	SPAIN B	PALAZON Javier					30	13	2,307	2		9
	Team_3: SWEDEN	SWEDEN	OLSSON Nalle					9	10	0,900	0		5
		SPAIN B	MAS Jose-Maria					30	11	2,727	2		6
Nation	Players			Game 16	Matchpoints	Gamepoints			Points	Innings	Average		
GERMANY A	HORN Martin	SWEDEN	SPAIN B	0	0			22	23	0,956			
	RUDOLPH Christian	SPAIN B	GERMANY A	2	4			60	24	2,500			
SWEDEN	NILSSON Michael	GERMANY A	SPAIN B							0,000	0		
	OLSSON Nalle	SPAIN B	GERMANY A							0,000	0		
SPAIN B	PALAZON Javier	SPAIN B	GERMANY A							0,000	0		
	MAS Jose-Maria	SPAIN B	SPAIN B							0,000	0		
				Game 17	Matchpoints	Gamepoints			Points	Innings	Average		
		GERMANY A	SPAIN B	0	0			0	0	0,000			
		SPAIN B	GERMANY A	0	0			0	0	0,000			
GERMANY A	SWEDEN	GERMANY A	SWEDEN					30	18	1,666	2		6
GERMANY A	SWEDEN	GERMANY A	SWEDEN					28	18	1,555	0		6
GERMANY A	SWEDEN	GERMANY A	SWEDEN					28	35	0,800	0		8
GERMANY A	SWEDEN	GERMANY A	SWEDEN					30	35	0,857	2		6
				Game 18	Matchpoints	Gamepoints			Points	Innings	Average		
		GERMANY A	SWEDEN	1	2			58	53	1,094			
		SWEDEN	GERMANY A	1	2			58	53	1,094			
Teams / Ranking				T-Car	T-Inn	Gen. Av	Total MP	DRW	HR	Place			
				58	53	1,094	1		6	2			
				80	76	1,052	1		8	3			
				60	24	2,500	2		9	1			







European Championship Nat. Teams 3-Cushion Groups

Group	Ranked Teams	Nat	Match players					T-car	T-Inn	Av	GP	Ba-Sets	HR			
G	Team_1: NETHERLANDS B	SWITZERLAND	HENDRIKSEN René					15	17	0,882	0		4			
	Team_2: FRANCE A	NETHERLANDS B	DE BRUIJN Jean-Paul					30	18	1,666	2		8			
	Team_3: SWITZERLAND	SWITZERLAND	DANIELSSON Torsten					13	23	0,565	0		3			
		NETHERLANDS B	VAN BEERS Barry					30	24	1,250	2		7			
		Game 19		Matchpoints	Gamepoints			Points	Innings	Average						
Nation	Players	SWITZERLAND		0	0			28	40	0,700						
FRANCE A	BURY Jeremy	NETHERLANDS B		2	4			60	42	1,428						
	BARBEILLON Jérôme	FRANCE A								0,000	0					
SWITZERLAND	HENDRIKSEN René	NETHERLANDS B								0,000	0					
	DANIELSSON Torsten	FRANCE A								0,000	0					
NETHERLANDS B	DE BRUIJN Jean-Paul	NETHERLANDS B												0,000	0	
	VAN BEERS Barry	FRANCE A		Game 20		Matchpoints	Gamepoints							Points	Innings	Average
		FRANCE A		0	0							0	0	0,000		
		NETHERLANDS B		0	0							0	0	0,000		
		FRANCE A						14	22	0,636	0		5			
		SWITZERLAND						30	23	1,304	2		5			
		FRANCE A						30	22	1,363	2		6			
		SWITZERLAND						20	22	0,909	0		3			
		Game 21		Matchpoints	Gamepoints			Points	Innings	Average						
		FRANCE A		1	2			44	44	1,000						
		SWITZERLAND		1	2			50	45	1,111						
Teams / Ranking				T-Car	T-Inn	Gen. Av	Total MP	DRW	HR	Place						
				44	44	1,000	1		6	2						
				78	85	0,917	1		5	3						
				60	42	1,428	2		8	1						



European Championship Nat. Teams 3-Cushion Groups

Group	Ranked Teams	Nat	Match players					T-car	T-Inn	Av	GP	Ba-Sets	HR
H	Team_1: NETHERLANDS A	PORTUGAL	COSTA Rui					30	26	1,153	2		7
	Team_2: CZECH REPUBLIC B	CZECH REPUBLIC B	BACA Miroslav					17	25	0,680	0		4
	Team_3: PORTUGAL	PORTUGAL	ANDRADE Paulo					29	28	1,035	0		7
		CZECH REPUBLIC B	GAZDOS Ivo					30	28	1,071	2		6
Nation	Players		Game 22	Matchpoints	Gamepoints		Points	Innings	Average				
NETHERLANDS A	JASPERS Dick	NETHERLANDS A	PORTUGAL	1	2		59	54	1,092				
	BURGMAN Raimond	NETHERLANDS A	CZECH REPUBLIC B	1	2		47	53	0,886				
PORTUGAL	COSTA Rui	CZECH REPUBLIC B	 				30	12	2,500	2		13	
	ANDRADE Paulo	NETHERLANDS A					16	12	1,333	0		6	
CZECH REPUBLIC B	BACA Miroslav	CZECH REPUBLIC B					30	10	3,000	2		9	
	GAZDOS Ivo	NETHERLANDS A					8	9	0,888	0		3	
			Game 23	Matchpoints	Gamepoints		Points	Innings	Average				
			NETHERLANDS A	2	4		60	22	2,727				
			CZECH REPUBLIC B	0	0		24	21	1,142				
			NETHERLANDS A					30	15	2,000	2		9
			PORTUGAL					10	15	0,666	0		5
			NETHERLANDS A					30	12	2,500	2		12
			PORTUGAL					4	12	0,333	0		2
			Game 24	Matchpoints	Gamepoints		Points	Innings	Average				
			NETHERLANDS A	2	4		60	27	2,222				
			PORTUGAL	0	0		14	27	0,518				
Teams / Ranking				T-Car	T-Inn	Gen. Av	Total MP	DRW	HR	Place			
				120	49	2,448	4		13	1			
				73	81	0,901	1		7	3			
				71	74	0,959	1		6	2			



Confédération Européenne de Billard

