










**65th World Championship Three Cushion
05. till 09. September 2012 – Porto (PT)**

World Championship 2012 Groups ABC

Group	Match players	T-car	T-Inn						T-car	T-Inn	Av	MP	1st HR	2nd HR
A	SISTERNA Juan Pablo	40	38	 Union Mondiale de Billard  					40	38	1.052	2	9	3
	NADY Riad	30	38						30	38	0.789	0	6	4
	JASPERS Dick	40	24						40	24	1.666	2	8	4
	NADY Riad	14	24						14	24	0.583	0	5	3
	JASPERS Dick	40	16						40	16	2.500	2	6	6
	SISTERNA Juan Pablo	29	16						29	16	1.812	0	6	4
Players	Nat	T-Car	T-Inn	Gen. Av	Total MP	1st HR	2nd HR	Place						
JASPERS Dick	NL	80	40	2.000	4	8	6	1						
SISTERNA Juan Pablo	AR	69	54	1.277	2	9	6	2						
NADY Riad	EG	44	62	0.709	0	6	5	3						
Group	Match players	T-car	T-Inn						T-car	T-Inn	Av	MP	1st HR	2nd HR
B	KOSTISTANSKY Gerhard	40	42	 Union Mondiale de Billard  					40	42	0.952	2	5	5
	CHRISTOFOROU Christakis	31	42						31	42	0.738	0	6	3
	CAUDRON Frédéric	40	17						40	17	2.352	2	12	6
	CHRISTOFOROU Christakis	14	17						14	17	0.823	0	3	3
	CAUDRON Frédéric	40	29						40	29	1.379	2	8	6
	KOSTISTANSKY Gerhard	27	29						27	29	0.931	0	4	4
Players	Nat	T-Car	T-Inn	Gen. Av	Total MP	1st HR	2nd HR	Place						
CAUDRON Frédéric	BE	80	46	1.739	4	12	8	1						
KOSTISTANSKY Gerhard	AT	67	71	0.943	2	5	4	2						
CHRISTOFOROU Christakis	CY	45	59	0.762	0	6	3	3						
Group	Match players	T-car	T-Inn						T-car	T-Inn	Av	MP	1st HR	2nd HR
C	ARISTIZABAL Heriberto	40	20	 Union Mondiale de Billard  					40	20	2.000	2	9	6
	SANTOS OLIVEIRA Manuel	36	20						36	20	1.800	0	8	4
	BLOMDAHL Torbjorn	30	35						30	35	0.857	0	7	4
	SANTOS OLIVEIRA Manuel	40	35						40	35	1.142	2	8	6
	BLOMDAHL Torbjorn	40	19						40	19	2.105	2	10	5
	ARISTIZABAL Heriberto	28	19						28	19	1.473	0	5	4
Players	Nat	T-Car	T-Inn	Gen. Av	Total MP	1st HR	2nd HR	Place						
BLOMDAHL Torbjorn	SE	70	54	1.296	2	10	7	3						
ARISTIZABAL Heriberto	CO	68	39	1.743	2	9	5	1						
SANTOS OLIVEIRA Manuel	PT	76	55	1.381	2	8	8	2						






**65th World Championship Three Cushion
05. till 09. September 2012 – Porto (PT)**




World Championship 2012 Groups DEF

Group	Match players	T-car	T-Inn	UMB Union Mondiale de Billard				T-car	T-Inn	Av	MP	1st HR	2nd HR
D	ROMERO Merlín	40	25				40	25	1.600	2	7	6	
	SOBARZO Marco	19	25				19	25	0.760	0	4	3	
	SANCHEZ Daniel	40	27				40	27	1.481	2	7	5	
	SOBARZO Marco	20	27				20	27	0.740	0	2	2	
	SANCHEZ Daniel	40	22				40	22	1.818	2	9	7	
	ROMERO Merlín	23	22				23	22	1.045	0	7	4	

Players	Nat	T-car	T-Inn	Gen. Av	Total MP	1st HR	2nd HR	Place
SANCHEZ Daniel	ES	80	49	1.632	4	9	7	1
ROMERO Merlín	VE	63	47	1.340	2	7	7	2
SOBARZO Marco	CL	39	52	0.750	0	4	2	3

Group	Match players	T-car	T-Inn	UMB Union Mondiale de Billard				T-car	T-Inn	Av	MP	1st HR	2nd HR
E	BURY Jeremy	40	23				40	23	1.739	2	13	5	
	BARBEILLON Jérôme	21	23				21	23	0.913	0	8	5	
	AVEIGA Luis	32	20				32	20	1.600	0	6	5	
	BARBEILLON Jérôme	40	20				40	20	2.000	2	7	6	
	AVEIGA Luis	20	29				20	29	0.689	0	4	4	
	BURY Jeremy	40	29				40	29	1.379	2	14	5	

Players	Nat	T-Car	T-Inn	Gen. Av	Total MP	1st HR	2nd HR	Place
BURY Jeremy	FR	80	52	1.538	4	14	13	1
BARBEILLON Jérôme	FR	61	43	1.418	2	8	7	2
AVEIGA Luis	EC	52	49	1.061	0	6	4	3










Group	Match players	T-car	T-Inn	UMB Union Mondiale de Billard				T-car	T-Inn	Av	MP	1st HR	2nd HR
F	DUONG Anh Vu	32	32				32	32	1.000	0	4	4	
	TAKESHIMA O.	40	32				40	32	1.250	2	8	7	
	KASIDOKOSTAS Filipos	40	28				40	28	1.428	2	5	4	
	DUONG Anh Vu	35	28				35	28	1.250	0	7	6	
	KASIDOKOSTAS Filipos	38	35				38	35	1.085	0	10	5	
	TAKESHIMA O.	40	35				40	35	1.142	2	8	4	

Players	Nat	T-Car	T-Inn	Gen. Av	Total MP	1st HR	2nd HR	Place
KASIDOKOSTAS Filipos	GR	78	63	1.238	2	10	5	2
DUONG Anh Vu	VN	67	60	1.116	0	7	4	3
TAKESHIMA O.	JP	80	67	1.194	4	8	8	1



**65th World Championship Three Cushion
05. till 09. September 2012 – Porto (PT)**










World Championship 2012 Groups GHI

Group	Match players	T-car	T-Inn						T-car	T-Inn	Av	MP	1st HR	2nd HR
G	BULUT Savas	40	44	 Union Mondiale de Billard  					40	44	0.909	2	5	4
	COSTA Rui Manuel	35	44						35	44	0.795	0	9	3
	CHOI Sung-Won	40	30						40	30	1.333	2	7	4
	COSTA Rui Manuel	37	30						37	30	1.233	0	6	5
	CHOI Sung-Won	40	29						40	29	1.379	2	4	4
	BULUT Savas	32	29						32	29	1.103	0	7	5
Players	Nat	T-Car	T-Inn	Gen. Av	Total MP	1st HR	2nd HR	Place						
CHOI Sung-Won	KR	80	59	1.355	4	7	4	1						
BULUT Savas	TR	72	73	0.986	2	7	5	2						
COSTA Rui Manuel	PT	72	74	0.972	0	9	6	3						
Group	Match players	T-car	T-Inn						T-car	T-Inn	Av	MP	1st HR	2nd HR
H	CAMPINO Carlos	38	40	 Union Mondiale de Billard  					38	40	0.950	0	5	4
	TORO Juan Carlos	40	40						40	40	1.000	2	5	4
	KIM Kyung-Roul	40	27						40	27	1.481	2	7	6
	CAMPINO Carlos	38	27						38	27	1.407	0	5	4
	KIM Kyung-Roul	40	14						40	14	2.857	2	11	11
	TORO Juan Carlos	9	14						9	14	0.642	0	3	2
Players	Nat	T-Car	T-Inn	Gen. Av	Total MP	1st HR	2nd HR	Place						
KIM Kyung-Roul	KR	80	41	1.951	4	11	7	1						
CAMPINO Carlos	CO	76	67	1.134	0	5	5	3						
TORO Juan Carlos	CL	49	54	0.907	2	5	3	2						
Group	Match players	T-car	T-Inn						T-car	T-Inn	Av	MP	1st HR	2nd HR
I	SIDHOM Sameh	40	41	 Union Mondiale de Billard  					40	41	0.975	2	6	5
	MANCINI Giorgio	35	41						35	41	0.853	0	3	3
	CHO Jae Ho	40	22						40	22	1.818	2	9	5
	MANCINI Giorgio	20	22						20	22	0.909	0	3	3
	CHO Jae Ho	22	22						22	22	1.000	0	5	4
	SIDHOM Sameh	40	22						40	22	1.818	2	6	6
Players	Nat	T-Car	T-Inn	Gen. Av	Total MP	1st HR	2nd HR	Place						
CHO Jae Ho	KR	62	44	1.409	2	9	5	2						
SIDHOM Sameh	EG	80	63	1.269	4	6	6	1						
MANCINI Giorgio	IT	55	63	0.873	0	3	3	3						



**65th World Championship Three Cushion
05. till 09. September 2012 – Porto (PT)**










World Championship 2012 Groups JKL

Group	Match players	T-car	T-Inn						T-car	T-Inn	Av	MP	1st HR	2nd HR
J	BURGMAN Raimond	40	25	 Union Mondiale de Billard  	40	25	1.600	2	6	5				
	LOHSE Michael	28	25		28	25	1.120	0	4	3				
	HORN Martin	40	21		40	21	1.904	2	9	6				
	LOHSE Michael	13	21		13	21	0.619	0	2	2				
	HORN Martin	40	32		40	32	1.250	2	6	4				
	BURGMAN Raimond	35	32		35	32	1.093	0	8	8				
Players	Nat	T-Car	T-Inn	Gen. Av	Total MP	1st HR	2nd HR	Place						
HORN Martin	DE	80	53	1.509	4	9	6	1						
BURGMAN Raimond	NL	75	57	1.315	2	8	6	2						
LOHSE Michael	DK	41	46	0.891	0	4	2	3						
Group	Match players	T-car	T-Inn						T-car	T-Inn	Av	MP	1st HR	2nd HR
K	POLYCHRONOPOULOS Nikos	40	33	 Union Mondiale de Billard  	40	33	1.212	2	8	4				
	NGUYEN Quoc Nguyen	31	33		31	33	0.939	0	6	5				
	ZANETTI Marco	40	26		40	26	1.538	2	9	8				
	NGUYEN Quoc Nguyen	16	26		16	26	0.615	0	3	3				
	ZANETTI Marco	40	24		40	24	1.666	2	5	4				
	POLYCHRONOPOULOS Nikos	31	24		31	24	1.291	0	6	4				
Players	Nat	T-Car	T-Inn	Gen. Av	Total MP	1st HR	2nd HR	Place						
ZANETTI Marco	IT	80	50	1.600	4	9	5	1						
POLYCHRONOPOULOS Nikos	GR	71	57	1.245	2	8	6	2						
NGUYEN Quoc Nguyen	VN	47	59	0.796	0	6	3	3						
Group	Match players	T-car	T-Inn						T-car	T-Inn	Av	MP	1st HR	2nd HR
L	YÜKSEL Adnan	40	34	 Union Mondiale de Billard  	40	34	1.176	1	6	5				
	CANTON Miguel	40	34		40	34	1.176	1	7	4				
	MERCKX Eddy	40	25		40	25	1.600	2	9	5				
	YÜKSEL Adnan	27	25		27	25	1.080	0	5	4				
	MERCKX Eddy	40	20		40	20	2.000	2	4	4				
	CANTON Miguel	19	20		19	20	0.950	0	4	3				
Players	Nat	T-Car	T-Inn	Gen. Av	Total MP	1st HR	2nd HR	Place						
MERCKX Eddy	BE	80	45	1.777	4	9	4	1						
YÜKSEL Adnan	TR	67	59	1.135	1	6	5	2						
CANTON Miguel	VE	59	54	1.092	1	7	4	3						



**65th World Championship Three Cushion
05. till 09. September 2012 – Porto (PT)**

World Championship 2012 Groups MNO

Group	Match players	T-car	T-Inn						T-car	T-Inn	Av	MP	1st HR	2nd HR
M	UMEDA Ryuuji	40	27	 Union Mondiale de Billard  					40	27	1.481	2	8	7
	FERREIRA Joao Pedro	17	27						17	27	0.629	0	3	2
	TASDEMIR Tayfun	40	30						40	30	1.333	2	7	6
	FERREIRA Joao Pedro	27	30						27	30	0.900	0	4	3
	TASDEMIR Tayfun	40	26						40	26	1.538	2	5	5
	UMEDA Ryuuji	32	26						32	26	1.230	0	5	5
Players	Nat	T-Car	T-Inn	Gen. Av	Total MP	1st HR	2nd HR	Place						
TASDEMIR Tayfun	TR	80	56	1.428	4	7	5	1						
UMEDA Ryuuji	JP	72	53	1.358	2	8	5	2						
FERREIRA Joao Pedro	PT	44	57	0.771	0	4	3	3						
Group	Match players	T-car	T-Inn						T-car	T-Inn	Av	MP	1st HR	2nd HR
N	KANG Dong Koong	40	31	 Union Mondiale de Billard  					40	31	1.290	2	6	5
	FERNANDES ALIPIO Jorge	29	31						29	31	0.935	0	6	6
	COKLU Murat Naci	40	21						40	21	1.904	2	13	7
	FERNANDES ALIPIO Jorge	25	21						25	21	1.190	0	8	4
	COKLU Murat Naci	40	17						40	17	2.352	2	11	8
	KANG Dong Koong	18	17						18	17	1.058	0	3	3
Players	Nat	T-Car	T-Inn	Gen. Av	Total MP	1st HR	2nd HR	Place						
COKLU Murat Naci	TR	80	38	2.105	4	13	11	1						
KANG Dong Koong	KR	58	48	1.208	2	6	3	2						
FERNANDES ALIPIO Jorge	PT	54	52	1.038	0	8	6	3						
Group	Match players	T-car	T-Inn						T-car	T-Inn	Av	MP	1st HR	2nd HR
O	LEPPENS Eddy	40	25	 Union Mondiale de Billard  					40	25	1.600	2	8	4
	DÖMER Markus	14	25						14	25	0.560	0	4	3
	CENET Lütfi	40	18						40	18	2.222	2	8	6
	DÖMER Markus	34	18						34	18	1.888	0	5	5
	CENET Lütfi	40	24						40	24	1.666	2	8	5
	LEPPENS Eddy	34	24						34	24	1.416	0	6	5
Players	Nat	T-Car	T-Inn	Gen. Av	Total MP	1st HR	2nd HR	Place						
CENET Lütfi	TR	80	42	1.904	4	8	8	1						
LEPPENS Eddy	BE	74	49	1.510	2	8	6	2						
DÖMER Markus	DE	48	43	1.116	0	5	4	3						



**65th World Championship Three Cushion
05. till 09. September 2012 – Porto (PT)**

World Championship 2012 Group P													
Group	Match players	T-car	T-Inn	  				T-car	T-Inn	Av	MP	1st HR	2nd HR
P	PALAZON Javier	31	27					31	27	1.148	0	4	3
	TRAN Quyet Chien	40	27					40	27	1.481	2	6	5
	LEE Choong-Bok	40	16					40	16	2.500	2	7	7
	PALAZON Javier	20	16					20	16	1.250	0	6	5
	LEE Choong-Bok	40	28					40	28	1.428	2	6	6
	TRAN Quyet Chien	34	28					34	28	1.214	0	5	4
Players	Nat	T-Car	T-Inn	Gen. Av	Total MP	1st HR	2nd HR	Place					
LEE Choong-Bok	KR	80	44	1.818	4	7	6	1					
PALAZON Javier	ES	51	43	1.186	0	6	4	3					
TRAN Quyet Chien	VN	74	55	1.345	2	6	5	2					

